

PURDUE UNIVERSITY

PURDUE UNIVERSITY COOPERATIVE EXTENSION SERVICE

Elkhart County

Elkhart County 4-H Fairgrounds

17746-E County Road 34

Goshen, IN 46528-6898

Cooperating with U.S. Department of Agricul-

NON-PROFIT ORG.
U.S. POSTAGE
PAID
PERMIT NO. 42
GOSHEN, INDIANA
46528



Broadcaster

“Helping Each Other Grow!”

Michiana Master Gardeners Association

April 2011

Features This Issue!

Page

From the President’s Desk—Marilyn Horvath	1-2
Day Minder - Meeting Dates	3-4
Weekly Column by Jeff Burbrink	5-6
Spring Celebration 2011—Felder Rushing	7-10
Information for our MMGA Members	11-12
Splinters from the Board by Linda Harkelroad	13-14
Inside the Extension Office by Kate Rink	15-16
Quilt Gardens for 2011 by Mary Davis	17-20
Medicinal Trees by Dwight Fish	21-22
If Plants Could Talk submitted by Linda Sinon	23-24
Opportunities in Elkhart County and around the State	25
In Memory of Larry Drudge, Gold Master Gardener	26
Quilt Gardens Master Gardener Guidebook by Vickie Estep	27-29
Recipes from our Master Gardeners by Barb Heeter	30

LETTER FROM THE PRESIDENT’S DESK

Dear Master Gardener Friends,

These past couple months have been ones of ups & downs. The very successful Spring Celebration & Annual Meeting, class graduation & new class seminars providing the ups. The downs were the losses of good Master Gardener friends. On one day in March there was not only a death, but also the birth of a friend's new baby girl and the 'rebirth' of another friend via his open heart surgery & six by-passes. The day of ultimate loss for one was a day of new life for another.

All of us will find ourselves in similar situations at some time in our lives. Although the world seems to stop, life still goes on and on around us. What can we gain? We can experience some empathy and sympathy for those experiencing the loss or the trauma, insight into how we might handle such a situation, gratitude that we have the time for the insight, plus respect and appreciation for one another....Next time, it might be me or mine. I hope to have learned some things.

Our friend, Larry Drudge, was a loyal and hard working Master Gardener. I only knew him as a man to be respected, rather quiet in a group atmosphere, but he was there and doing more than his part. He is a wonderful example of volunteerism, an example for us all. Our sincere sympathy goes to his family. He leaves a legacy of volunteering that is hard to match. We will miss him.

It is spring and with it comes unpredictable weather. I wonder; do we ever have anything but unpredictable weather! It makes me think of a Robert Frost poem that makes me laugh.

An April Day by Robert Frost

The sun was warm but the wind was chill.
You know how it is with an April day
When the sun is out and the wind is still,
You're one month on in the middle of May.
But if you so much as dare to speak,
A cloud comes over the sunlit arch
A wind comes off a frozen peak,
And you're two months back in the middle of March!

I hope to see you at one of our next meetings,
whether they be Board or Committee or Membership!
May we each have learned something new....about gardening or just living!

Your friend,
Marilyn Horvath, Class of 2004





*Day Minder . . .
Watch Us Grow*



April 2011

1	Fri.	MASTER GARDENER HOTLINE OPENS CALL 533-0554	All Day
11	Mon.	Garden Tour Committee Meeting— location Ext. Office Conference Room	7:00 PM
16	Sat.	Pick Up Tree Seedlings for MMGA SWCD Sale	TBA
18	Mon.	Board Meeting—Fairgrounds History Room (not usual location)	12:30 PM
26	Tues.	Member Meeting—Alaska and Its Gardens by Vallie Havens	7:00 PM
28	Thurs.	Extension Office Quilt Garden Planning Meeting—Extension Office	9:00 AM

May 2011

7	Sat.	Container Gardening—Elkhart Environ- mental Center	2:00 PM
9	Mon.	Garden Tour Committee Meeting— location Ext. Office Conference Room	7:00 PM
12	Thurs.	Extension Office Quilt Garden Prep Date— Rain Date Tuesday, May 17th	9:00 AM
16	Mon.	Board Meeting—Fairgrounds History Room (not usual location) Lunch at 12PM	12:30 PM
19	Thurs.	Extension Office Quilt Garden Planting Date—Rain Date Tuesday, May 24th	9:00 AM
31	Tues.	Member Meeting—Angie Smith from Elkhart County Feral Cat Coalition	7:00 PM

Upcoming Meeting Dates

April 1st to October 1st - Master Gardener Hotline call 533-0554

June 13th - Garden Tour Committee Meeting

June 20th - Board Meeting

June 28th - Member Meeting—Dennis Carrell, Park Development

July 9th - **2011 GARDEN TOUR, 10 AM to 5 PM.**

Location: Northwestern Elkhart County:

Hospitality Center: Winding Waters Brethren Church

July 18th - Board Meeting 4:00 Board Meeting Ag Hall

July 18th - Member Meeting **6:00 PM FAIR SETUP AND PIZZA PARTY** Ag Hall

July 22nd to July 30th - ELKHART COUNTY 4-H FAIR

August 8th - Garden Tour Committee Meeting

August 15th - Board Meeting

August 18th - Ornamental Grasses Middlebury Library

August 30th - Member Meeting—**6:30 PM** Garden Tour
Appreciation Dinner

September 12th - Garden Tour Committee Meeting

September 19th - Board Meeting

September 27th - Member Meeting—7 PM, Aaron Kingsley,
Forester, City of Goshen

October 10th - Garden Tour Committee Meeting

October 17th - Board Meeting

October 25th - Member Meeting—Sarah Heeter, Parks of Chicago

November 7th - Garden Tour Committee Meeting

November 14th - Board Meeting

November 29th - Member Meeting—6:30 PM **Thanks-for-Giving**
Carry In and Board Member Elections

DECEMBER—HAPPY HOLIDAYS, NO MEETINGS

News Release for Week of April 4th, 2011
By Jeff Burbrink
Purdue Extension Educator Elkhart County

Recently, I have seen retail stores advertising grub control products promising season long control when applied in the spring to your lawn. The products are often displayed in center aisles, with large banners enticing you to act now, warning of the dangers of grubs, and telling you now is the time to get them under control.

The idea behind the advertising campaign is very simple. In April and May, when people first begin working in their lawn and gardens, they see big, fat, juicy white grubs crawling in the soil. That may scare people into thinking they need to control the critters. Certain insecticides, including imidacloprid and halofenozide do have a very long residual in the soil. However, they should not be applied to lawns until later in the summer by both homeowners and professionals.

The goal of white grub insecticides is to prevent turf damage, not eradicate grubs. Grub damage in the spring is very minimal because the grubs are fully grown and are not eating much. Spring grub damage is only seen in the driest of years. Since there is a limited chance of significant grub damage, why apply?



Grubs found in the turf grass right now are very mature and extremely difficult to kill, so insecticides applied now will not be very effective. It takes 120 times more pesticide exposure to kill a full size grub than it does to kill a baby grub in the fall of the year.

Even if you could control grubs now, it will have no effect on the population of grubs come next August when the really damaging generation hatches. Insecticides applied now will biodegrade over time and may not remain in the soil at high enough concentrations to be effective in August when we really need them. They will be more effective if applied closer to the egg hatch date (early August).

For these and other reasons, you are better off waiting until mid-July through mid-August to apply white grub insecticides and then, only apply the product if your lawn has experienced perennial damage from grubs or if you find more than five grubs per square foot.

**Purdue University, Indiana Counties and the US Department
of Agriculture Cooperating.
An Equal Opportunity/Affirmative Action Institution**

Purdue Extension

Knowledge to Go

1-888-EXT-INFO

FELDER RUSHING URGES US TO BREAK RULES
Spring Celebration 2011

Over 150 people were in attendance for MMGA's 12th annual public seminar held at Greencroft Senior Center on March 12th. Felder Rushing, author, gardener, and humorist, was the featured speaker. Rushing's primary message was that gardeners should select and place plants according to what they enjoy. Traditional lawns with defined flowerbeds are not for everyone. The only grass in Rushing's yard is planted in a little red wagon, complete with a miniature golfer in a Nike cap looking vaguely familiar. The remainder of his yard is filled with plants, ponds, and a unique variety of garden "art." Rushing has designed his landscape for himself, looking from his front door out, not for those driving by on the street. He has filled it with plants and objects that delight him. Everything from bowling balls, and planters made of painted tires (and of course the red wagon), to traditional bottle trees are tucked in and around his plantings. Even the bed of his pick up is planted with flowers and vegetables—12 months a year. Throughout his presentation, however, were underlying pieces of gardening information: a unique method of collecting rain water for watering his plants that he designed as well as a list of plants that thrive with little or no fuss.

At the Spring Celebration in the evening, 110 MMGA members and their guests enjoyed some social time as well as a delicious meal catered by Greencroft. This was followed by the yearly award presentations. Jeff Burbrink presented 30 members with updated volunteer badges. Two of those 30, Jerry Martin and Heidi Zavatsky, achieved gold level awards signifying at least 1000 volunteer hours and 100 education hours. Gift certificates were presented to outgoing MMGA president Jerry Martin, extension director Jeff Burbrink, and AG/NR secretary Linda Kimpel in appreciation for all they had done for MMGA in 2010. This was followed by another presentation by Felder Rushing titled "Stinkin' Rules Stink!" In this he continued his campaign encouraging all gardeners, Master Gardeners included, to think outside the book of rules and create gardens that make us happy—not gardens that fit some "expert's" definition of correct design.

The date for the next public seminar and Spring Celebration will be **March 10, 2012**. Chair Penny Stroup would welcome any suggestions for a speaker.



Thanks to the Spring Celebration committee:
Chair Gwen Ferland, Earl Bailey, Barb Heeter, Linda Si-
non, Leah Lichtenberger, Linda Harkleroad, Ruth Yeo-
mans, Penny Stroup, Marilyn Horvath.

Spring Celebration Photos
courtesy of Mayrea Reusser






STINKIN'

R
U
L
E
S

S
T
I
N
K





INFORMATION FOR
OUR MMGA
MEMBERS

Program and Refreshment Committee

What a wonderful group of people we had at the Spring Celebration and the Annual Dinner. I saw many friends as well as many members of MMGA. The speaker was great, and the dinner in the evening was wonderful, and for those people who won prizes, CONGRATULATIONS!

I want to take a little time to pass on some information about some of the upcoming MMGA membership meetings. Our speaker for the April 26th meeting will be one of our members. Vallie Havens visited Alaska last year and is going to share her slides of "The State of Alaska and its Gardens and Flowers". I am certain this will be a lovely presentation. If you have ever been to Alaska you know how beautiful our 50th state can be.

As we heard at the February meeting, Jan Robinson spoke to the Board about MMGA participation in the Green Earth Education Day at the Elkhart County Fair this summer. Jan will be coming to the April meeting to give us more information about this project and to answer questions that we might have regarding our part. She did ask that we excuse her appearance that evening as that is the day that the geraniums for the 4H groups will be arriving, and she will be unloading them all day. I told her we are gardeners, and we never mind a little dirt.

I would also like to pass on to you that our May 31 meeting will be very interesting to many of us as we are having Angie Smith from the Elkhart County Feral Cat Coalition. She will be giving us information about Critters In Our yards.

The days are getting longer and we hope to see many of you at our meetings as we have some great programs coming up.
Barb Heeter, Program/Refreshment Committee Co-Chair

Please email articles for next month's Broadcaster to Sherrie Zou by May 6th. You may also mail them to Linda Kimple in the extension office or to Sherrie at the address in the directory. Thank you!

Extension Office (Fairgrounds) Quilt Garden Committee Meeting

Reminder Dates are:

Planning Meeting—Thursday, April 28th, 9:00 AM, Ext. Office.

Prep date—Thursday, May 12th, 9:00 AM...

Prep *rain* date is Tuesday, May 17th.

Plant date—Thursday, May 19th, 9:00 AM...

Plant *rain* date is Tuesday, May 24th.

Submitted by Heidi Zavatsky

Congrats to Members who achieved the following awards in 2011:

Laurette DeToro - Advanced

Len Harms - Advanced

Shirley Hively - Advanced

Brad Lantzer - Advanced

Tammy O'Rourke - Advanced

Kari Steffen - Advanced

Laura Stevens - Advanced

Tandy Stutsman - Advanced

Gaye Yoder - Advanced

Kent Yoder - Advanced



Barb Heeter - Advanced and Bronze

Leah Lichtenberger - Advanced and Bronze

Joyce Miller - Bronze

Carol Novy - Bronze

Jean Rombke - Bronze

Penny Stroup - Bronze

Carol Swartzendruber - Bronze

J.A. Whitmer - Bronze

Sherrie Zou - Bronze



Linda Harkleroad - Silver

Rita Lyzen - Silver

Judy Marquart - Silver

Jerry Martin - Gold

Heidi Zavatsky - Gold

(Next Month, I will include an article featuring our newest Gold MG's, Heidi and Jerry.)

Splinters from the Board -- March 21, 2011

President Marilyn Horvath called the March 21st meeting to order with all Board members present. Absent were treasurer Larry Drudge who is recovering, and educator pro-tem Jeff Burbrink who was ill.


The monthly treasurer's report indicated an income of \$1,320 (mostly Spring Celebration proceeds) and expenses totaling \$769 (Spring Celebration outlays, merchandise, and recycling barrel for fair). This left a reported balance of \$37,643.12.

Jeff Burbrink has received notification from Rosie Lerner that there will be no dispersal of the MMGA scholarship in 2011. The one eligible Elkhart County student will be involved in a program off campus. It was noted that tuition is still due when a student co-ops; however, an internship might be different. The Board will investigate further with Rosie and Jeff to see which program the student is involved in.

Approximately 151 people attended the afternoon seminar of the Spring Celebration, and in the evening 75 members and 34 guests were present for dinner and awards. The Board commended the committee on all aspects of the day's events.

The new Director of the Horticulture Committee for the fair is Kate Rink. Congratulations, Kate!

Betty Foltz, working with Doris Kehr, has created a catalog illustrating MMGA merchandise offerings. Betty will laminate the pages and have several catalogs at the meetings for members to browse through. Nice job, Betty and Doris!



Jan Robinson will speak briefly at the April MMGA general meeting. She will explain further about Green Earth Day at the fair and what MMGA members can do to help.

A general meeting for all interested in helping with the 2011 quilt garden will be held at 9 AM on April 28th.

Several errors found in the 2011 membership book. After some discussion it was decided to ask Linda Kimpel to add all of the updated membership levels, correct other mistakes, and then reprint the booklet. Members will be able to pick up new booklets at the April meeting or at the extension of- fice after that date.

Barb Heeter proposed to the Board that we consider purchasing an Automated External Defibulator (AED) for use in Ag Hall. Ambulance response time to Ag Hall runs from two minutes to over six minutes if there is a train. Barb has contacted the manufacturer, and they would sell us one for \$1,095. Board members had many questions: Does the fair already have one? What secure place could we store it? Liability involved? Training required to use it? A straw vote was taken, and the Board unanimously voted to investigate the possibility further.

Jeff informed the Board that those attending the Spring Celebration would receive 3 hours education credit for the afternoon session and 2 hours education credit for the evening program.

Respectfully submitted,
Linda Harkleroad, Secretary

INSIDE THE EXTENSION OFFICE

by Kate Rink

Welcome to Spring and all that goes with it! I think all of us are sooo ready for nice weather after the long hard winter that we had. Hearing the birds chatter, seeing the grass turning that beautiful green, and watching the awakening of the earth once again just instills that yearning to get out and dig in the dirt.

Our Master Gardener Hotline is now open for business. Jeff Burbrink taught two training classes for those interested in being a part of the crew that helps answer questions in the Extension Office. There were quite a few new trainees as well as some others that had helped in the past but wanted to brush up on some knowledge.

Jeff did a power point presentation which covered an overview of what we had learned in our Master Gardener classes. It's so good to go over these things periodically. Things like, what is the difference between biotic and abiotic? What does leaf scorch look like when compared to 2-4-D injury? Do you know the difference? Do you treat a virus and a bacteria in the same manner? Do you remember random vs. uniform and what to look for? These questions and more were put before us in an attempt to refresh our minds and help us to ask the right questions to a client calling in.

We were instructed on the proper way to answer the phone. We were given the client contact sheets and told the best way to fill those out these forms with pertinent information for future reference. Soil sample forms were passed out to review in case a client requested a soil sample. These were just a few of the things that were covered.

We went to the Master Gardener room and talked about the various microscopes showing each with a special feature. Jeff showed us the resource library which was categorized according to each specific item. For example, there is a section on woody ornamentals, a section on bugs and a section on diseases and so on.



We are so lucky to have the volume of resources in this library to be able to use as reference. On days that there isn't a lot to do, it's so fun to just read up on "stuff" that you probably wouldn't have access to otherwise.

Our next assignment for the day was to use our notes, pictures, and handouts to do some diagnostics. Diseases, plant problems and more had been placed on tables to try and get us to figure out what the problem actually was and how to fix it. It certainly is not always easy! But you are always learning each time you have an experience with a new problem.

The class signed up for days that they would be able to help with the hotline. It will be open from 9:00 A.M. to 1:00 P.M., Monday through Friday. Questions are saved by the staff for the following day if it isn't urgent. Our help with the Hotline lessens the load for the staff in the Extension Office. It also gives our MG's..... VOLUNTEER HOURS! It is really a lot of fun. People are generally, very nice. No worries! Your help is always appreciated.

Thanks to Jeff for keeping us informed and to all the volunteers that signed up to help. We hope to have a really good year. 2011, bring it on! Kate

Here is a partial list of some of the Volunteers for the 2011 Hotline:
Steve Arnold, Jim Carpenter, Stephanie Conder, Mary Davis, Sue Klepinger, Leah Lechtenberger, Paul Miles, Kate Rink, Doris Rody, Sue Stuckman, Erynn Zeigler, Kate Rink

HOTLINE NUMBER IS 533-0554 and it is available April 1st to September 30th. Weekdays from 8 to 1.

??
ANSWERS...ANSWERS...ANSWERS...ANSWERS...ANSWERS...ANSWERS...ANSWERS

Elkhart County Quilt Gardens Tour 2011

(Each month, over the next three months, we will feature plans for Six of the 18 Gardens)



Star of Purdue Extension

The eight-pointed star is the center of this year's fair-grounds' quilt garden. As with all eight pointed stars, this would probably be a pieced quilt. The intent for this year is for the garden to appear like a completed quilt on a bed with the star as the focal point. The quilt was designed by Mike and MaryAnn Lienhart Cross (Mary Ann is the Extension Educator for Elkhart County) and represents the four extension program areas (Ag & Natural Resources, Consumer & Family Sciences, 4-H Youth Development, and Economic & Community Development. Those quadrants also represent the four organizations working the garden (Michiana Master Gardeners, Elkhart County Extension Homemakers, the Purdue Elkhart County Extension Office, and the 4-H Fair Board.) The traditional parsley corners represent the strong connection to agriculture.

Central Park—Downtown Elkhart

Although this is not a traditional quilt pattern, the simplicity and minimal colors would certainly be consistent with an early Amish quilt. The Park's Department personnel designed this garden. It is the fourth garden the two of them have designed. They note that their method is KISS--Keep It Simple Stupid. Since they have had gardens in the past featuring circles and curves, they decided to use square and rectangles this year. They note the variety of plant colors and levels will make this an exciting quilt/garden to bring to life!



Mike Maloney, master gardener, garden shop owner, radio personality and lover of everything green, was honored by the City Beautification Council of the Elkhart Chamber for his contributions to making Elkhart more beautiful, and Mayor Moore proclaimed the Quilt Garden at Elkhart's Central Park to be dedicated to Mike. In 1958, Mike began sharing helpful gardening advice via a weekly segment on WTRC radio. Over the years, his segment "blossomed" into the two-hour "Green Thumbs Up" heard by thousands of devoted listeners each Saturday morning.

Wellfield Botanic Gardens—Hope Blooms

For the second year, two incredible organizations and one talented individual have collaborated to create an extraordinary garden--the Wellfield Botanic Gardens consists of a 36-acre site filled with scenic ponds, pedestrian paths and stands of hickory and oak trees arrayed on and around the City's (Elkhart) historic well field. Against that backdrop, the Vera Bradley Foundation has joined the Quilt Garden Tour with Hope Blooms. The Foundation is seeking to raise money for breast cancer research in Hope Along the Heritage Trail.

Fiber artist Diana M. Bennett of Goshen created a quilt wall hanging with the right to use Vera Bradley Fabrics in 2010 and returns with a new design in 2011. She will again use Vera Bradley's exclusive fabric pattern for this year. She says: "My inspiration for a wall hanging often comes from a walk along one of the country roads near my home or the hard architectural lines that are present in buildings and streets of a town or city. I am sensitive to graphic lines, lights and shadows, color and the change in the seasons. I have always been fond of mysteries and puzzles and the mental stimulus and challenge they provide. Mix all this together and the entire process of creating a new work of art is driven by trying to capture an inspiration by doing a simple sketch or jotting down an idea in a notebook. At a later time the sketch or notes are then expanded into a large hand drawing or computer drafted design that becomes a pattern for the finished piece. I then enjoy the mental stimulus of puzzling out what colors and techniques to use for completing the piece. Like most artists, the plan I start with is not always what I get when a project is completed."

The Botanic Gardens take Diana's wall hanging and renders it in beautiful flowers. (You will want to visit the Vera Bradley outlets and see the wall hanging as it travels from vendor to vendor and buy a raffle ticket for a chance to have a permanent part of the quilt gardens in your home.)



Elkhart County Quilt Gardens Tour 2011
(continued)



Krider Gardens—Sunrise

The Sunrise pattern originated with colonists and pioneer women who were conscious of the beauty of the sunrise (probably frequently viewing it, unlike today's citizens). It evolved into many and varied interpretations. Krider chose this pattern to commemorate the Sunrise Bench, which is located in the garden. The present bench is a reproduction of the original Sunrise Bench displayed in the Krider Nursery display garden at the 1934 Chicago World's Fair. It is also a variation of the Buggy Wheel pattern which recognizes the local Amish community.



**Linton's Enchanted Gardens—
Grandmother's Flower Garden**

This beloved, traditional pattern is built on the hexagon (which is thought to have originated in the mosaic patterns of the Middle East; indeed, the pattern is also sometimes called Mosaic). Some scholars find the origins for the pattern in ancient Roman times and at that time was known as honeycomb. Although large hexagons can be pieced by machine, this quilt is traditionally hand pieced. It was popular in the late nineteenth and early twentieth centuries. It became popular again during the depression, when quilt making became a necessity in many homes because the tiny hexagons could make use of the tiniest scrap of fabric. It is popular today for those quilters who always need to keep their hands busy as the small pieces can be made in the car, in an airplane, taken on vacation, etc. The hexagons are individually sewn by hand, then pieced together in a flower and then joined by a meandering path that forms the background of the quilt. In the depression years each flower was usually different, with the path which unifies the quilt being the only constant. Today most flower garden quilts pick a unifying color scheme repeated in each flower. Linton's indicated they felt the flower symbol represent the many aspects of their business and as landscape designers, it shows their respect for the knowledge and creativity of gardeners and nurseries everywhere.

Old Bag Factory—Egress


Again a quilt has been created by an artist and then rendered in flowers. Shirley Shenk of Quilt Designs, Goshen designed Egress as a contemporary quilt. The color flow that moves through the quilt may be viewed as different things



by different people. One gentleman who purchased a wall quilt in this design saw a ski slope (he was an avid skier and owned a ski lodge in Colorado). Others see a lightening bolt or a river. One customer even saw a goose--if you step inside the shop and see the fabric rendering of the quilt you can (with some imagination) see the goose--it really is there. Most likely you will see a waterfall weaving through the two diamonds, but with the joy of art you may see something entirely different.

Shirley's husband Dave names her new quilt designs (in addition to meeting and greeting visitors to Quilt Designs (adjacent to the garden)). He immediately picked the name and tells of his dad telling the story of P. T. Barnum and his sign in the circus that had an arrow and the words, "To See the Egress - 5 cents." Thinking the egress was an exotic bird or dancer, men, in particular, would go through the door marked egress only to find themselves out in a cornfield. Then in order to get back into the circus, Barnum would charge them the 20 cent admission. Dave points out they learned that "egress" means "to exit", which this quilt does in several places.

Submitted by
Mary Davis



Medicinal Trees
by Dwight Fish



The fact that much of our original medicines came from organic sources, such as trees, it is time to give them a little more credibility in our yards and farms. The many parts of these trees can be used for pain relievers, food additives, and a myriad of health related applications. They are not just for shade anymore.

I encourage you to research the use of trees for medicinal purposes if considering any application of their use. This article is for informational and educational reference only and in no way endorses their use for health purposes.

Allspice (*Pimenta officinalis*)

Found in Caribbean and southern Mexico, the berries are dried and used in cooking. Medical use: added as a carminative used to relieve colic and expel gas.

Areca (*Areca catechu*)

A palm tree of Malaysia, the seeds or nuts are chewed to die the mouth a bright red. Medical use: although not suggested for human use the seeds extract is alkaloid arecoline has the ability to repel and destroy worms in animals.

Balsam poplar (*Populus balsamifera*)

Found across North America, the buds get coated with a gooey and fragrant substance. Medical use: this “gooey” stuff is called “balm of Gilead” is used as an expectorant in cold medicines. It's chemical properties keep medicine from going rancid and used externally helps heal wounds.

Benjamin (*Styrax benzoin*)

Native to Java and southeast Asia. Medical use: The white aromatic gum that exudes from the trunk (when scarred) is gum benzoin, also known as tincture of benzoin. It is used as a productive expectorant used in medicines and relieves bronchitis when used with a steam inhaler.

Birch (*Betula papyrifera, nigra, lenta*)

Widespread across the northern and eastern part of north America, the bark contains salicylic acid, the predecessor to aspirin . Medical use: the bark can be chewed to prevent headaches and general pains. The Willow tree (*Salix* spp.) also contains the same acid compound.

Camphor (*Cinnamomum camphora*)

Found in China and Japan, the Camphor tree grows to very great size.. Medical use: The bark extract (camphor) acts as a counterirritant when used in ointment for relieving muscle pain.

Cascara (*Rhamnus purshiana*)

Also known as the Cascara Buckthorn, this species is found in the Pacific Northwest and British Columbia.. Medical use: the finely ground bark is used as a laxative or purgative.

Dogwood (*Cornus florida*)

Found mainly in the eastern U.S., early medical doctors extracted a chemical substitute for quinine from the bark. This form of quinine is a weaker version of the medical quinine from the cinchona tree found in South America and the tropics.

Kola (*Cola nitada*, *C. acuminata*)

This natural caffeine extract is used as a way to carbonate and add a “kick” to soft drinks. Found primarily in tropical West Africa, West Indies and South America this was the original ingredient for “carbonation.”

Nux vomica (*Strychnos nux-vomica*)

Found in the seeds of this Asian tree, the strychnine extracted from the seeds are deadly poison! Medical use: In very small amounts this drug has been used as a heart stimulant or tonic when mixed with other drugs.

Quassia (*Quassia amara*)

Found primarily in Mexico and Central/South America this tree has been a big source of commerce for hundreds of years. Medical use: The bitter extract is water soluble and is used to reduce fever and expel parasites. It was referred to as “bitter cups” and also used as an insecticide.

Rauwolfia (*Rauwolfia serpentina*)

This tree looks more like shrub than a tree and is found in India. The medicinal uses come from its roots. Medical use: treating nervous disorders, hypertension, and various mental disorders. The extract provides an antidote for snake and insect bites. Tranquilizers have their origins in the rauwolfia root.

Sassafras (*Sassafras albidum*)

Found in the eastern and southeastern US, the entire tree is aromatic. Medical use: The boiled roots can be brewed for a light spring tonic and becomes an active diuretic.

Sources: Wood Magazine, Issue 148, May 2003 and other Various Web sources

Related note from Jeff Burbrink, Extension Educator: I have had a couple of calls from people wishing to find an arborist. A good place to look is the International Society of Arborists (ISA) website, which has a search function...

<http://www.treesaregood.org/findtreeservices/FindTreeCareService.aspx>

You can search in several ways, but I found location, or by task (e.g. pruning, diagnostics, etc.) the most useful.

If Plants Could Talk
Submitted by Linda Sinon


Have you ever wondered what plants would say if they could speak? Most of mine probably would be saying, “When the heck is she going to water us?” Or maybe, “Please give us some food, we’re starving!”

Perhaps you’d hear: “Someone please get rid of that deadhead next to me!” Or the trees might shout, “Hey you, leaf us alone!” (Sorry, that was a bad one.)

Would flowers complain that the constant buzzing of bees was annoying, or would they say it’s music to their ears? Would they wish to be pretty and frilly or strong and rigid? Do roses turn up their noses when planted next to petunias and want to say, “What’s wrong with her? Tell her to put those plain faces next to those boring marigolds. Really!”

Are daylilies envious of Oriental lilies? Do sunflowers feel depressed on cloudy days? Do back-of-the border plants want to yell to ones up front: “Will you guys stay low or bend a little? We’re trying to be seen.” Perhaps some plants would complain, “Please get me out of the sun. I thought everyone knew the damaging effect of UV rays.”

And then there are the questions I’d ask. Are the annuals jealous of the perennials? If you’re a climbing vine, do others dislike you because you are so clingy? Do shade lovers feel lucky or ignored? Do the short plants wish



If Plants Could Talk
Submitted by Linda Sinon (con't.)

Page 24

they were tall and the bushy ones long to be slender? Do mums resent their name because others are always hushing them? If you were a Hydrangea, would you want to be a boy or a girl: blue or pink? Was Hosta given that name because it's so often held hostage by slugs?

So many questions. So little time. Perhaps it's fortunate that plants cannot speak and that my questions never will be answered. It's hard enough for me to call it a day once I'm in my garden. Can you imagine what would happen if we were busy chatting? I'd never find my way back home. *Written by: Judy Rieling*



The **language of flowers**, sometimes called **florigraphy**, was a Victorian-era means of communication in which various flowers and floral arrangements were used to send coded messages, allowing individuals to express feelings which otherwise could not be spoken. This language was most commonly communicated through Tussie-Mussies, an art which has a following today. The nuances of the language are now mostly forgotten, but red roses still imply passionate, romantic love and pink roses a lesser affection; white roses suggest virtue and chastity and yellow roses still stand for friendship or devotion. Also commonly known meanings are sunflowers, which can indicate either haughtiness or respect – they were the favorite flower of St. Julie Billiart for this reason. Gerbera daisy means innocence or purity. The iris, being named for the messenger of the gods in Greek mythology, still represents the sending of a message. A pansy signifies thought, a daffodil regard, and a strand of ivy fidelity. (source: Wikipedia)

Opportunities in Elkhart County

- * I have paper feed bags which can be cut to use to control weeds under mulch (I also have some plastic as well). If any one is interested please call me at 574-825-2889. This is a local call for most of Elkhart County. Contact Mary E. Morgan
- * At this time, Jeff Burbrink is planning to offer a fall Master Gardener class, and applications should be ready soon. The dates will be Tuesdays, starting August 16 through December 13, from 1 to 4:30 p.m. If you have friends wanting to receive an application, have them call Linda at 533-0554 or email her at lkimpel@purdue.edu to place their name on the MG wannabee list. Please tell them to include their name, mailing address, phone and email address.
- * Rain Barrel Incentive Program Website:
[http://www.stormwaterelkco.org/pages.php?section=homeowners&item=Rain Garden and Rain Barrel Incentive Program](http://www.stormwaterelkco.org/pages.php?section=homeowners&item=Rain%20Garden%20and%20Rain%20Barrel%20Incentive%20Program)

CONTINUING EDUCATION OPPORTUNITIES–
STATE

- April 30, 2011
Gardening Expo 2011, sponsored by the Tippecanoe County Master Gardener Association and Purdue Ext. Tippecanoe County, 10AM to 3 PM, Tippecanoe County Fairgrounds, 1010 Teal Rd, Lafayette IN, Call 765-474-0793 for information.
- June 9-11, 2011
The **2011 Purdue Master Gardener State Conference** - "Sustaining The Circle of Growth" is now open for registration. Here are some of the highlights, more information and the registration form can be downloaded from <http://www.hort.purdue.edu/mgconf/>. Location: IPFW
- October 11-14, 2011
International Master Gardener Conference 2011, Charleston, West Virginia. Early Bird price for registration before June 9th is \$250. After that date is \$300. Visit the website <http://imgc.ext.wvu.edu/registration>. Registration is now open!



In Memory...

In March, we have received word that Larry Drudge, a 1997 Gold Master Gardener and longtime Treasurer for the MMGA, has passed away. Please keep Neva and Larry's family in your prayers. Larry was a hard working person who helped to make this organization what it is today. He will be greatly missed.

An excerpt from Larry's Obituary follows:

Larry retired as an executive in the recreational vehicle business in 1988. He was also a tax preparer with H & R Block for 16 years. He enjoyed gardening and was a Master Gardener. He was treasurer of the Michiana Master Gardeners Association for more than 10 years and then took an executive position with the association, all as a volunteer. Larry was a frequent champion of gardening at the Elkhart County 4-H fair. He loved his grandchildren, was a Notre Dame fan and enjoyed traveling.

Larry is survived by his wife, Neva; sons Dennis Drudge of Goshen and Bruce (Kathy) Drudge of Mishawaka; four grandchildren; sisters Sharon (David) Barnett of Beebe, Ark., and Marilyn (Merritt) Culp of Wakarusa; and brothers Delbert Drudge of Antioch, Ill., Russell Drudge of Goshen, Paul (Shirley) Drudge of Utah and Harold "Casey" (Marilyn) Drudge of Fort Wayne.

Memorial contributions may be made to MMGA or any charity of one's choice.



Following are detailed descriptions of three of the gardens on the 2011 Quilt Gardens Tour including plants and quilt pattern history submitted by Vickie Estep. More descriptions will be printed in the coming months.

Amish Acres – Blue Bird Thing

The Round Barn Theatre at Amish Acres has something special to celebrate this year. They will commemorate the 25th anniversary of *Plain and Fancy* – a musical comedy about life and love among the Amish. Since 1986, The Round Barn Theatre has staged the show every year as part of its repertory program, and it remains the centerpiece of Indiana's only resident repertory regional musical theatre. Amish Acres founder and show producer Richard Pletcher dedicated the theatre's stage to Joseph Stein co-author of the play in 1996.

Amish gardeners Alvin and Alta Yoder tackle the day-to-day demands of the largest garden on the Quilt Gardens tour. Measuring 2,500 square feet, this garden boasts nearly 10,000 plants! Featuring a tidy trio of vinca, celosia and ageratum these annuals should translate well into the original design. The use of Fields Blue ageratum as the bird in this planting is especially clever. The downy soft tufts of blue are a perfect interpretation in keeping with the integrity of the design. This blue bird nearly floats on a bed of Pacifica White vinca bordered by vinca First Kiss Blueberry. First Kiss is a former AAS winner with a distinctive violet-blue color.

Each of the plants in this garden are draught resistant once established – a good thing since this site tends to be buffeted by highway wind. Gold Fresh Look celosia forms the sunny area in which the bird nests. This is the only site to select celosia this year. The three types of celosia are easily distinguishable from one another. There are plumes, crests, or spikes; simply described as plumes or feathers, wrinkly-looking knobs, or elongated cones. In addition to their eye-catching beauty in the garden, the taller varieties are excellent as cut flowers, which can be used in both fresh and dried arrangements. The crested celosia, with its wavy fanlike flowers, looks very much like rooster's red combs—hence the popular common name of cockscomb.

Blue Bird Thing – An Original Design

Blue Bird Thing is an original and unique quilt pattern, which comes to us from the script of *Plain and Fancy*. A sketch of a two-eyed blue bird became a symbol of true love for the childhood sweethearts in the Amish community of Bird-in-Hand. The love-smitten youths part ways for a time only to reunite as adults when a hex sign with the image of the two-eyed blue bird reminds them of their “blue bird thing.” The play that was set in this small Amish village is often credited as a catalyst for the boom in [Amish Country tourism](#).

A quilt encompassing this design would be constructed using the appliqué technique. Appliqué comes from the French *appliquer*, which means to "put on." In appliqué, one layer of fabric is placed over another and then sewn in place. It opens a completely new design world to the quilter allowing for many more possibilities than just piecing alone.

Das Dutchman Essenhaus – Pinwheel

Page 28

Das Dutchman Essenhaus was chosen as a test garden in 2007. This year marks their fourth year on the Quilt Gardens along the Heritage Trail. With experience on their side, the gardening staff does an outstanding job of keeping this treasure in tiptop shape. The exquisite grounds of the Essenhaus complex feature many uniquely original horticultural displays.

Their Quilt Garden displays a double border of Eureka red bronze leaf begonia and Yellow Boy marigolds. The marigolds provide a bold punch of color beckoning us to come into the garden. The pinwheel spins in a clear blue sky provided by a massive planting of Fields Blue ageratum. This plant is widely used in the Quilt Gardens, being favored not only for its flower form and true blue color but also for its sturdy constitution and drought resistance. The pinwheel itself is created by alternating half-square triangles of red and white begonias, which should stand up to the heat of this hillside garden.

The marigold has enjoyed a long and honored place in history. Originating in Mexico and Central America, they are believed to have been grown by the Aztecs and Mayas for religious use. The earliest use of marigolds was by the Aztec people who attributed magical, religious and medicinal properties to them. The National Garden Bureau found the first recorded use of marigolds in the *De La Crus-Badiano Aztec Herbal* of 1552. The book records their use for treatment of hiccups, being struck by lightning, or “for one who wishes to cross a river or water safely.” The last use confirms the magical properties ascribed to the flower that has enchanted generations with their colors of the sun and their drought tolerance. It is suspected that in the 1500’s, native marigold seeds were taken from the Aztecs by early Spanish explorers to Spain and later to France and Northern Africa. Again, a traditional and very popular quilt pattern has been selected by the Essenhaus. They chose this design because they intend for the circular shape to represent the forward motion their organization has taken on in the past 40 years. This garden is a superb photo opportunity for guests, who are encouraged to stroll along the grassed paths. They tell us that they find participation to be “very rewarding and beneficial to work together in community spirit to enhance a guest’s visit to Northern Indiana Amish Country.”

Pinwheel – Quilt Pattern History

The *Quilter’s Album of Patchwork Patterns* lists dozen of variations on this design. The pieced pinwheel block developed in the U.S. circa 1795 (shortly after the invention of the cotton gin.) Pinwheel quilt blocks are pieced, using four half-square triangle units that are dark on one side and light on the other, making the block appear to spin when they are sewn together. At the time the pattern was developed, patchwork blocks and pieced borders began to be incorporated into quilts. Most quilt patterns remained unnamed in their earliest incarnations but *Godey’s Lady’s Book* was the first American periodical to publish a quilt pattern in the U.S. in 1835 and by that time, the pinwheel pattern was already quite popular.

Dutch Country Market – Star of Bethlehem

Finding locally made foods as fresh as a country sunrise has gotten easier since the Lehman family opened the Dutch Country Market. Katie Lehman's homemade noodles and peanut butter spread are renowned in Amish Country as well as her whipped honey spreads. Mom and Dad make eight in this equation where three sons and three daughters keep busy in the family business. The couple's six children help operate the market as well as the Quilt Garden. When asked what their anticipated work schedule might be Norman said, "what-ever it takes" giving us a glimpse of their Amish work ethic. This is how they run their business and how they care for their Quilt Garden.

Bordering the Star of Bethlehem is the All American Selection winner Cherry Profusion zinnia. They chose the zinnia because of the honeybees on the property. This zinnia is disease resistant, an important consideration when selecting varieties. It also tends to be draught tolerant, which is a definite plus when growing on a steep grade such as we see in most of the Quilt Gardens. From 1931 to 1957 the zinnia was the Indiana state flower only to be replaced by the peony. The star is planted with Yellow Boy marigolds. This dwarf crested or semi-double French marigold tops out at a mere eight inches tall. It is a prolific bloomer, starting earlier than most other varieties. It produces striking 1-2 inch blooms with up to fifty flowers on each plant. Caution must be exercised when fertilizing most marigolds – as overfeeding can result in an abundance of vegetative growth but very few flowers.

This quilt pattern holds special meaning for the Lehman family. They share with us "that if we refer to it as the Jesus Star it needs to be looked upon as our guiding light every single day." A charming bit of zinnia lore relates to its symbolism in days gone by. It is said to remind us of goodness and daily remembrance – reinforcing the selection for use in this pattern.

Star of Bethlehem – Quilt Pattern History

Another popular and traditional pattern is the eight pointed Star of Bethlehem. It dates to the first quarter of the nineteenth century. As the century progressed these appliqués became less complicated and by the later part of the century the modern version with its plain background was beginning to appear. This version of the Star of Bethlehem traveled across the Great Plains and was introduced to the Plains tribes by missionary wives. The Star of Bethlehem became a predominant theme in their quilt making, as the Morning Star played an important role in their culture. To this day women of the Plains tribes make this pattern in endless variations.

Planning, piecing and quilting this pattern are considered a challenge that serious quilters find hard to resist. It requires precise cutting and stitching as even a single mistake or if the angles of the diamonds are off by even a few degrees, the quilt top will curl or buckle.

For those of you who would like to view all the information for the 18 Gardens on the tour, it is available on the web at http://www.amishcountry.org/pdf/2011_MasterGardenerGuidebook.pdf

Submitted by Barb Heeter

Ham & Cheese Omelet Roll

Omelet:

1/2 c. sour cream

3/4 c. milk

2 T. flour

1/4 t. salt

12 eggs



Toppings:

6 oz. chopped ham

6 oz. grated cheddar cheese

1/3 c. chopped onion (may use green onions)

2 T. mustard (may add small amount of sour cream to this if desired)

Preheat oven to 375 degrees.

In a large bowl, beat together eggs, milk, sour cream, flour and salt until smooth. Cut 18 inches of parchment paper, and place on jelly roll pan. Pour egg mixture into pan, and bake at 375 degrees for 30 to 33 minutes. Heat ham and onions in a skillet while egg mixture is baking. Remove eggs from oven, and spread mustard over eggs. Add ham, onions and cheese. Using parchment paper, roll omelet. Sprinkle a little extra cheese on top. Return to oven just to melt cheese slightly. Slice and serve.

Barb wishes to
thank Regina Yoder
for the Recipe.

MICHIANA MASTER GARDENERS ASSOCIATION
ELKHART COUNTY
Mission Statement



The Michiana Master Gardeners Association is a not-for-profit educational organization dedicated to the improvement of the community. Members of the Association have completed the requirements of the Master Gardener Volunteer Training Program, working in affiliation with the Purdue Extension Service of Elkhart County. Its specific aim is to improve the quality of life in the community by providing information and technical assistance in the area of home horticulture through the use of trained and certified volunteers.

(574) 533-0554
APRIL 2011

*“I love spring anywhere, but if I
could choose, I would always greet it
in a garden!”
~Ruth Stout*